

How to: Start a Rise Together Peer-to-peer Fundraiser

1. Go to the Rise Together campaign page.

- Visit <https://secure.givelively.org/donate/elizabeth-freeman-center-inc/rise-together-2025>
- Click “Start a Fundraiser” (under the main photo and progress bar)

Rise Together for Safety & Justice 2025
by Elizabeth Freeman Center

THANK YOU TO OUR SPONSORS
2024 J.H. MAXWELL, INC. QNYX GILLOCK
ELIZABETH FREEMAN CENTER
RISE TOGETHER
24 HOUR TOLL-FREE HOTLINE: 800-480-3434

\$0 raised \$150,000 goal

Start a Fundraiser

Join Elizabeth Freeman Center as we march to raise awareness and support for survivors of sexual, dating, and domestic violence in our community. Walks are approximately one mile each, featuring guest speakers and live performances

Make a Donation

One Time Monthly

\$25 \$50 \$100 \$250

Custom Amount
\$ USD

Show my name as anonymous when displaying my name in public

Dedicate this donation

Donate \$25

2. Choose a fundraising option

Leaderboard

Fundraisers 2 Teams 2

Search for a team...

RISE TOGETHER
Jane's Fundraiser
Team Leader: Jane Doe
Raised \$0

ELIZABETH FREEMAN CENTER
Team EFC
Team Leader: Kim K
Raised \$0

- Join a team: Sign up to raise money as a group. In addition to a team page and goal tracking the group's collective progress, each team member will have their own fundraising page and goal. Groups will be listed in the Teams rankings on the main page, and individual members will be included on the Fundraisers leaderboard.

- To join an existing team, [go to step 4](#).
- To create your own team, [go to step 5](#).

Leaderboard

Fundraisers 2 Teams 2

Search for a fundraiser...

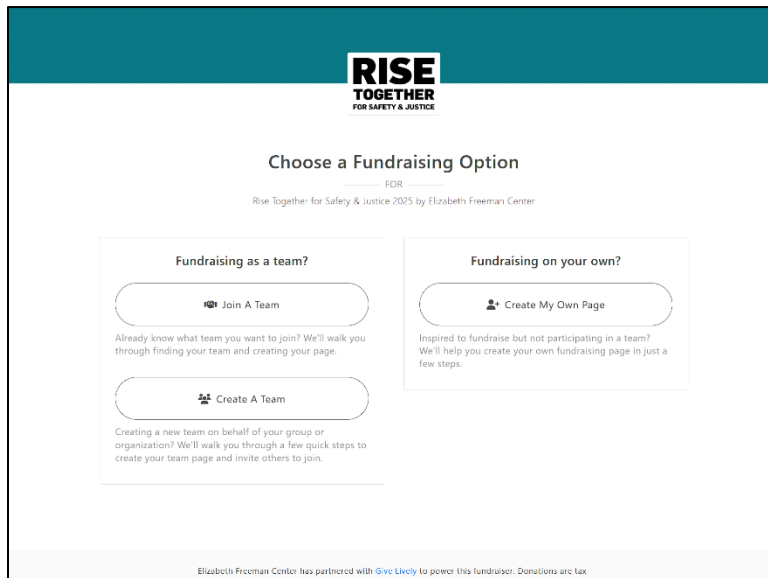
Jane Doe
#1
Raised \$0

Kim K
#1
Raised \$0

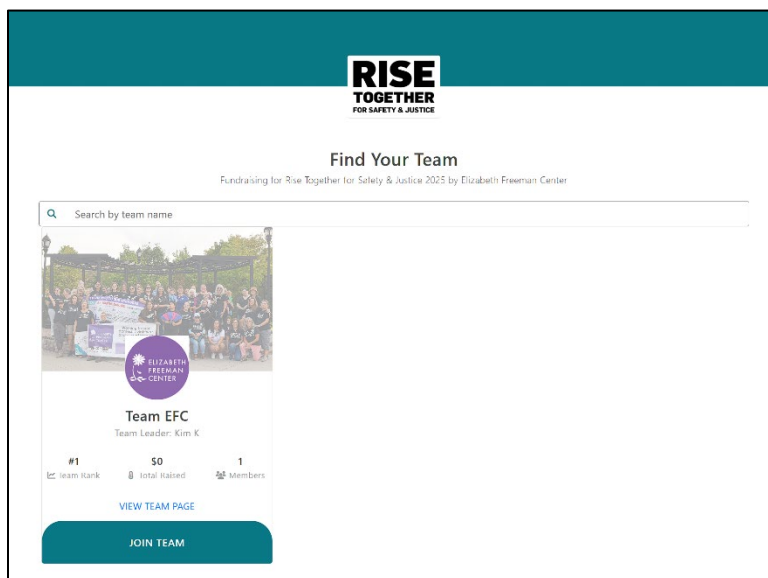
- Fundraise on your own: Sign up as an individual to create your own fundraising page. Solo fundraisers will display only on the Fundraisers leaderboard.

- To join as an individual, [go to step 6](#).

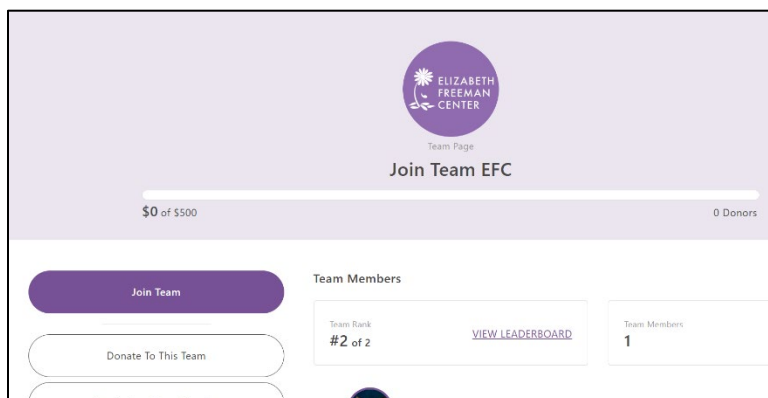
3. Join A Team



a. On the “Choose a Fundraising Option” page, select “Join A Team”



b. On the “Find Your Team” screen, start typing the name of the team you would like to join or scroll the page for available teams. When you find the correct team, click “Join Team” below the team info.



c. If you can’t find the team you’re looking for, ask a team member to send you the link to the team fundraising page. Click the “Join Team” button at the top left.

Join Team EFC
Fundraising for Rise Together for Safety & Justice 2025 by Elizabeth Freeman Center

#1 Team Rank \$0 Total Raised 1 Team Members

Create Account

First and last name

Email

Password

Confirm password

Create Account

By creating an account, you hereby agree to Give Lively's [Terms of Use](#) and [Privacy Policy](#).

[or log in to an existing account](#)

How This Works:

- ✓ You create (or log in to) your Give Lively account. Give Lively is the technology that powers this fundraising platform.
- ✓ You go through the steps to create your individual Peer-to-Peer Fundraising page. You can customize your page with your picture, a message to your network and more.
- ✓ You start fundraising! Once your page is ready, share it via email, text and social with DU.

d. Create your Give Lively account. You will need to provide a first and last name (you will be able to choose the name that is displayed on your public page later on), a valid email address, and a password. Give Lively will send you a confirmation email to activate your account. If you have not received it in a few minutes, check your spam folder.

If you have already created a Give Lively account for another campaign, even if it wasn't with EFC, you can skip this step and simply log in instead by clicking "log in to an existing account" at the bottom of the page.

e. Set up and share your personal donation page. ([See step 7.](#))

4. Create A Team

RISE TOGETHER FOR SAFETY & JUSTICE

Give Your Team A Name
Fundraising for Rise Together for Safety & Justice 2025 by Elizabeth Freeman Center

Team Name

Submit

Examples: "The Terrifiers", "The Squad", "Team Fast Racers", "Team Austin For The Win"

a. On the "Choose a Fundraising Option" page, select "Create A Team"

b. Create your Give Lively account. You will need to provide a first and last name (you will be able to choose the name that is displayed on your public page later on), a valid email address, and a password. Give Lively will send you a confirmation email to activate your account. If you have not received it in a few minutes, check your spam folder.

If you have already created a Give Lively account for another campaign, even if it wasn't with EFC, you can skip this step and simply log in instead by clicking "log in to an existing account" at the bottom of the page.

c. Give your team a name. This can't be changed once you receive your first donation or add your first teammate, so make sure it's clear and easy to remember.

d. On the Congrats page, click the second option to set up your Team Page.

RISE TOGETHER FOR SAFETY & JUSTICE

Congrats Jane! You've created Jane's Fundraiser
Fundraising for Rise Together for Safety & Justice 2025 by Elizabeth Freeman Center

You can now choose to either edit your personal fundraising page or go directly to your team page.
 (You can always navigate to either in the future)

Edit My Personal Fundraising Page

OR

Take Me To My Team Page

[log in to an existing account](#)

Edit Details For Your Team
Fundraising for Rise Together for Safety & Justice 2025 by Elizabeth Freeman Center

Team Name:
Jane's Fundraiser

This will lock after someone joins your team, or when your team page receives its first donation.

Please add a short description of your team:

We'll display this publicly on your team page under a section called "A Note From Jane Doe"

Team Fundraising Goal:
\$ 150000

Set a goal for this campaign in dollars (e.g., \$500). No commas nor decimals necessary.

Team Member Goal Suggestion:
\$

Set a goal for this campaign in dollars (e.g., \$500). No commas nor decimals necessary.

Team Logo:

Upload new image

Team Image/Video:

default image

Image

Video

No Media

The default image is inherited from the Rise Together for Safety & Justice 2025 page.

Team Color:

Save

- e. From this page, you can
- Finalize your team name
 - Add a description
 - Set a group fundraising goal, as well as a suggested goal for individual members. (Members can change their fundraising goal when they register.)
 - Add a team logo or icon (this will show on the Leaderboard) and a hero image or video.
 - Set an accent color for your page.
 -

Write Update Edit Team Page Manage Members

ELIZABETH FREEMAN CENTER
Team Page

Join Team EFC

\$0 of \$500 0 Donors

✓ Joined Team

Donate To This Team

Donate to a Team Member

Copy Link Share This Page

Team Members

Team Rank #2 of 2 [VIEW LEADERBOARD](#)

Team Members 1 [VIEW MEMBERS](#)

#1st

- f. From your Team Page, you can
- Write an update on your campaign. You can choose to make this public or only visible to team members, and also send the update via email.
 - Edit Team Page details
 - Remove team members
 - Make a donation to the team (not credited to an individual)
 - Make a donation to a team member (will be credited to their total as well as the group total)
 - Share the Team Page via link or social media post.
- g. To set up and share your personal page, click your icon under "Team Members", then "Edit Page" at the top right. Then, [go to step 7](#).

5. Fundraise as an individual

- On the “Choose a Fundraising Option” page, select “Create My Own Page”
- Create your Give Lively account. You will need to provide a first and last name (you will be able to choose the name that is displayed on your public page later on), a valid email address, and a password. Give Lively will send you a confirmation email to activate your account. If you have not received it in a few minutes, check your spam folder.

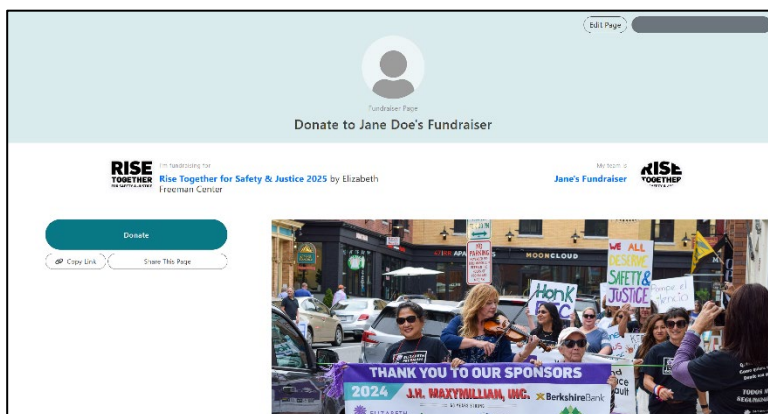
If you have already created a Give Lively account for another campaign, even if it wasn’t with EFC, you can skip this step and simply log in instead by clicking “log in to an existing account” at the bottom of the page.

6. From the “Personalize Your Page” form, you can

The screenshot shows the 'Personalize Your Page' form. At the top, it says 'Personalize Your Page' and 'Fundraising for Rise Together for Safety & Justice 2025 by Elizabeth Freeman Center'. Below this is a 'Save' button. The form is divided into two main sections. The left section is for 'Name on Page' (Jane Doe), 'Add A Note: Why are you passionate about this campaign?' (with a text area), and 'Your Fundraising Goal' (with a dollar sign and a text area). The right section is for 'Profile Image' (with a placeholder and an 'Upload new image' button) and 'Hero Image' (with a 'Default image' button, an 'Image' button, a 'Video' button, and a 'No Media' button). A note at the bottom of the Hero Image section states: 'The default image is inherited from the Rise Together for Safety & Justice 2025 page.'

- Edit the name displayed on your page.
- Add a personal note explaining why you Rise Together with EFC.
- Set your fundraising goal
- Add a profile icon (this will display on the Leaderboard) and hero image or video.

7. From your Personal Page, you can



- Make a donation to your campaign
- Share your page via link or social media
- Edit your page
- View your team page (if applicable)